



# LDP Series Lithium Iron Phosphate Battery

**Ideal LiFePO4 battery Solution For Energy Storage System**



EverExceed robust lithium iron phosphate **(LiFePO4)** battery is your best power choice for energy storage system!




### Advantage summary

- ◆ Direct Lead Acid Battery (AGM/GEL) replacement for 10AH to 400AH;
- ◆ Faster charge, can be charged up to 90% within 1-1.5 hours;
- ◆ High energy density and conversion efficiency;
- ◆ Environmental Friendly, without any heavy metals;
- ◆ High cycle times and long service life;
- ◆ Good high temperature performance;
- ◆ Safety in use : No explosion, No fire;
- ◆ Ultra low self discharge rate <1.5%/month;
- ◆ UL1642 and UL2054 certified.

### Application

- ◆ Wheel chair, sweeper, electric vehicle, robot;
- ◆ Solar/Wind energy storage system;
- ◆ UPS Backup power;
- ◆ Telecommunication;
- ◆ Medical Equipment;
- ◆ Lighting;



## Features & benefits

### Cycle life:

3000+ cycles at 100% D.O.D. (Depth of Discharge).

### Light weight :

EverExceed Lithium iron phosphate batteries have higher energy density compared to lead acid batteries, so the battery weight is reduced considerably. It has only approx. 30% weight of equivalent lead acid battery, which making it easy handling, more robust.

### Safety :

An built-in reliable Battery Management System (BMS) guarantees the safe operation during whole service life. The BMS is built with perfect automatic protection against over-voltage, over-current, over-discharge, over-temperature.

### Easy to replace lead acid battery:

EverExceed Lithium iron phosphate battery BMS also allows the battery can be charged fully with standard lead-acid characteristic curves charger, which means replacement for original lead acid battery become easy. However, we suggest you buy our matched Lithium iron phosphate battery charger to achieve 2 hour fully charge ability.

### Fast charging ability :

EverExceed lithium iron phosphate batteries can be easily fully-charged within a very short time due to large amps charging acceptance. it is able to accept up to 0.5C (0.5 x rated capacity) continuous charging amps which makes the battery can be fully charged within 2 hour. this feature will greatly improve the load service efficiency.

### Wide applicable operating temperature range :

-20°C (-4°F) and +60°C (140°F).

High temperature is the killer to all types of lead acid batteries. However, EverExceed Lithium iron phosphate battery can work much easier under hot temperature environment. For example, 40°C (104°F) working temperature normally will shorten lead acid battery life to 30% left only, however it is no affect on. EverExceed Lithium iron phosphate battery service life, still 100% available.

### Long Shelf life :

EverExceed Lithium iron phosphate battery's shelf life can achieve up to 2 years without any fresh charging. Lead acid battery normally requires fresh charging every 6 months during storage, otherwise sulfuration will happen and damage the battery.

### Green energy :

EverExceed Lithium iron phosphate battery is a totally environment friendly green energy storage.



## Specification

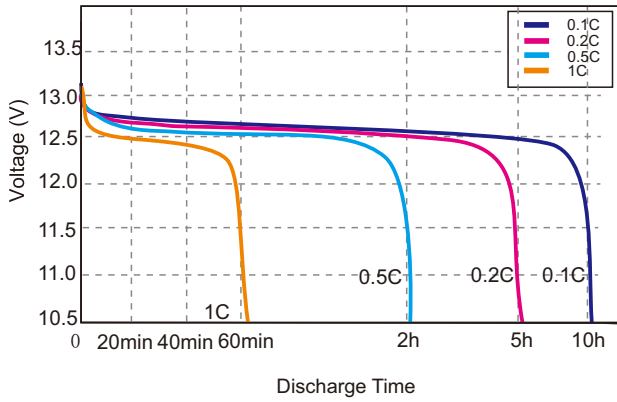
Battery Model	Nominal Voltage	Rated Capacity @ 5-HR Rate (77°F/25°C)	Typical energy	Recommended charge current	Max charge current	Max continuous discharge current	Outline Dimension						Weight	Terminal
							Length		Width		Height			
	(V)	(Ah)	(Wh)	(A)	(A)	(A)	(mm)	(in)	(mm)	(in)	(mm)	(in)	(kg)	
LDP 12-6	12.8	6	76	3	6	6	151	5.94	65	2.56	100	3.94	0.80	F2
LDP 12-8		8	102	4	8	10	151	5.94	65	2.56	100	3.94	1.00	F2
LDP 12-12		12	153	6	12	12	151	5.94	98	3.86	101	3.98	1.30	F2
LDP 12-18		18	230	9	18	18	181	7.13	77	3.03	167	6.57	2.20	M5
LDP 12-24		24	307	12	24	24	181	7.13	77	3.03	167	6.57	2.90	M5
LDP 12-30		30	384	15	30	30	165	6.50	125	4.92	175	6.89	3.60	M5
LDP 12-50		50	640	25	50	50	229	9.02	138	5.43	217	8.54	6.10	M6
LDP 12-100		100	1280	50	100	100	328	12.9	172	6.77	220	8.66	11.1	M8
LDP 12-120		120	1536	60	100	100	328	12.9	172	6.77	220	8.66	13.2	M8
LDP 12-150		150	1920	75	100	100	483	19.0	170	6.69	240	9.45	16.5	M8
LDP 12-200		200	2560	100	150	150	522	20.6	240	9.45	220	8.66	21.5	M8
LDP 12-300		300	3840	100	150	150	522	20.6	268	10.6	220	8.66	30.1	M8
LDP 12-400		400	5120	100	150	150	522	20.6	268	10.6	220	8.66	39.7	M8
LDP 24-12		25.6	12	307	6	12	12	165	6.50	125	4.92	175	6.89	3.00
LDP 24-24	24		614	12	24	24	197	7.76	165	6.50	170	6.69	5.80	M6
LDP 24-30	30		768	15	30	30	229	9.02	138	5.43	217	8.54	7.50	M6
LDP 24-50	50		1280	50	52	50	328	12.9	172	6.77	220	8.66	13.1	M8
LDP 24-100	100		2560	50	100	100	522	20.6	240	9.45	220	8.66	21.5	M8
LDP 24-120	120		3072	60	100	100	522	20.6	268	10.6	220	8.66	26.5	M8
LDP 24-150	150		3840	75	100	100	522	20.6	268	10.6	220	8.66	30.1	M8
LDP 24-200	200		5120	100	150	150	522	20.6	268	10.6	220	8.66	39.7	M8
<b>Operating Conditions</b>														
Charging temperature										(0°C~50°C)				
Discharge temperature										(-20°C~60°C)				
Storage temperature										(0°C~40°C)				



## Performance Curve

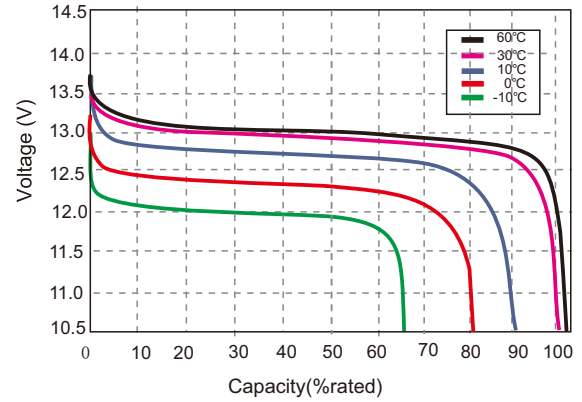
Different Rate Discharge Curve

Different Rate Discharge Curve @25°C



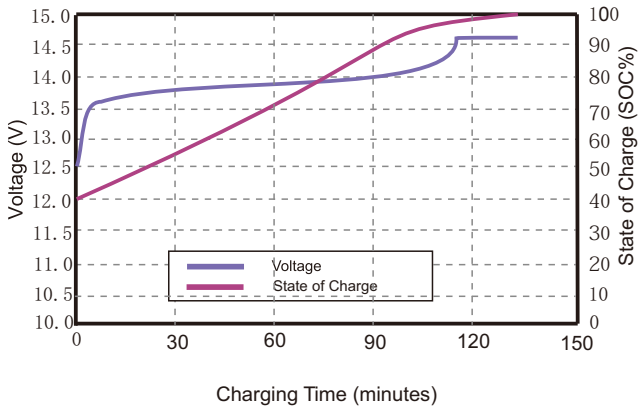
Different Temperature Discharge Curve

Different Temperature Discharge Curve @0.5C



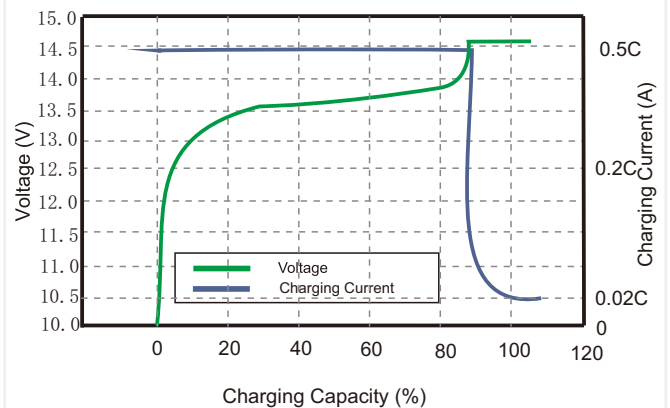
State of Charge Curve

State of Charge Curve @0.5C 25°C



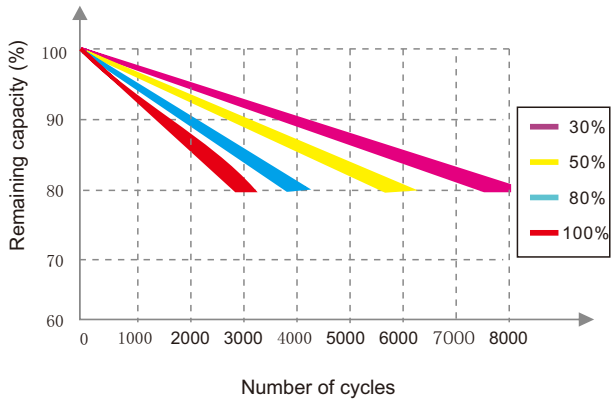
Charging Characteristics

Charging Characteristics @0.5C 25°C



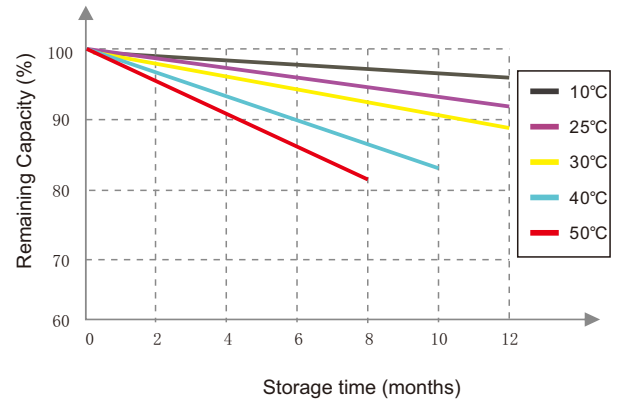
Cycle Life Curve

Different DOD Discharge Cycle Life Curve @0.2C



Self Discharge Characteristics Curve

Different Temperature Self Discharge Curve



# **EverExceed<sup>®</sup>**

***power your applications***



*EverExceed | Empower, Energize, Exceed the Energy you Expect forever.*



Headquarter:  
**Shenzhen EverExceed Industrial Co., Ltd**  
📍 Floor 19, Kechuang Building Hengchangrong  
High TechPark, Dezheng Road, Shiyan Bao'an  
District, Shenzhen.  
🌐 [www.everexceed.com/www.everexceedcorp.com](http://www.everexceed.com/www.everexceedcorp.com)  
📧 [marketing@everexceed.com](mailto:marketing@everexceed.com)

Branch Company:  
**EverExceed International Company Limited (HK)**  
📍 19H Maxgrand Plaza No3 Tai Yau St San PO Kong KLN Hongkong  
📧 [info@everexceed.com](mailto:info@everexceed.com)  
**EverExceed Corporation Ltd. (UK)**  
📍 Unit G25 WaterFront Studios, 1 Dock Road, London, United Kingdom  
📧 [Europe@everexceed.com](mailto:Europe@everexceed.com)